

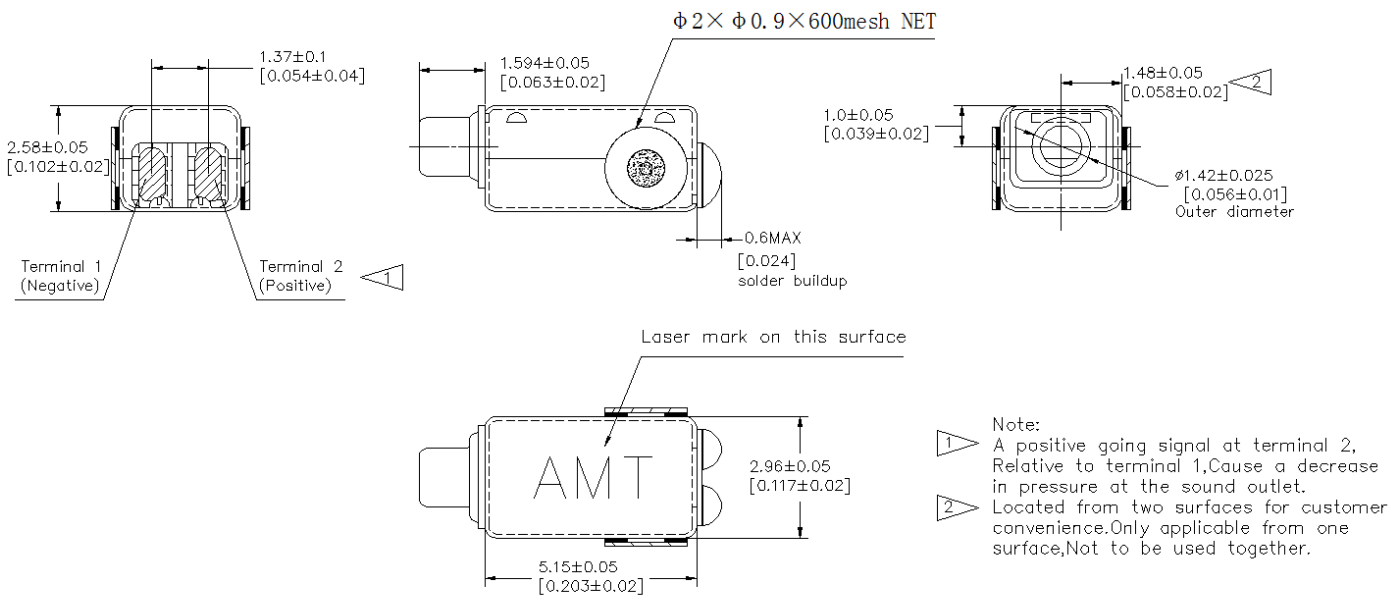
APMB-40-Draft version

Advantages:

- Small size, Max. output achieve 120dB.

Mechanical data:

- Dimensions:



- Port location: 12C
- Solder type: SAC305, and ROHS compliance

Electrical properties:

- Isolation: The case will be electrically isolated from internal coil
- DCR and impedance:

Item	specification
DC resistance	$32\Omega \pm 10\%$
Imp@1 kHz	$32\Omega \pm 15\%$

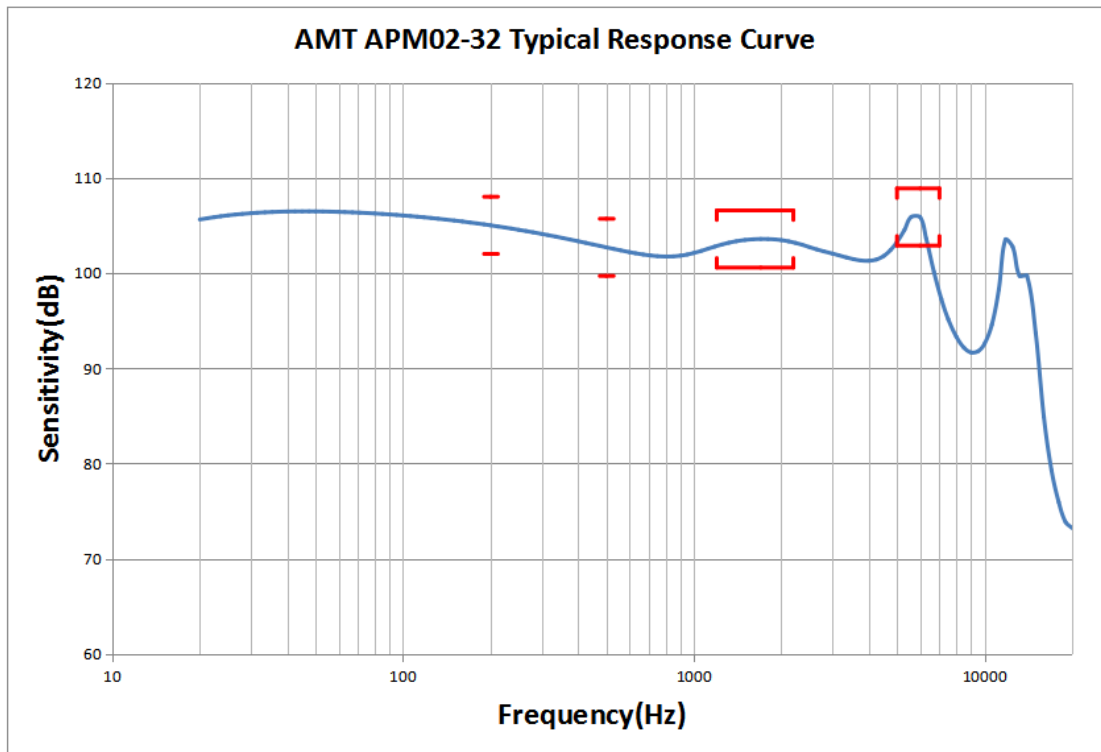
APMB-40-Draft version

Acoustic specification:

1, Test condition

- 1.1 Driver: CV 179mVrms
- 1.2 Tube and cavity: 10mm*dia1.0mm tube into 711 coupler
- 1.3 Source requirements: source impedance <1ohm.

2, Typical response curve and specification:



Specification	Frequency(Hz)	Minimum	Nominal	Maximum
Sensitivity	200	102	105	108
Sensitivity	500	100	103	106
Peak 1	1200-2200	100	103	106
Peak 2	5000-7000	103	106	109

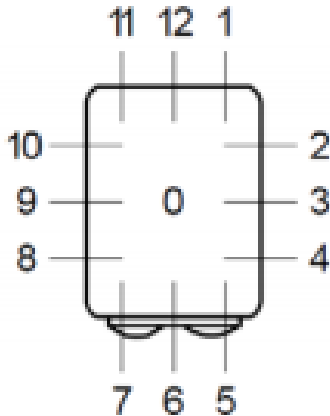
3, Distortion specification:

Frequency(Hz)	Drive (Vrms)	Limit (%)
1/3 Peak 1	0.179	5%
1/2 Peak 1	0.179	5%

APMB-40-Draft version

Port location explanation:

- Example 12S, 12 indicates the port location, S indicates tube on the centerline, details refer to below:



Port detail code:

- N – no tube
- B – tube away from the cover
- C – tube near the cover
- S – tube on the centerline
- T – port on Top surface
- O – other situation, check the drawing

Storage and operating requirements:

- Follow below table:

Item	Temperature (°C)	Humidity (%RH)	barometric pressure (hPa)
Storage	-40 ~ 63	10 ~ 60	500 ~ 1060
Operating/test	0 ~ 40	45 ~ 85	860 ~ 1060
Judgment	18 ~ 22	60 ~ 70	860 ~ 1060

Website: www.amtacoustic.com

Office Tel: (+86) 0519-81882133

Mail box: sales@amtacoustic.com

Address: No.7 Lanxiang Road economic development zone
Wujin district Changzhou City China